



Distr.: General  
22 February 2011

English only

---

**Second meeting of the Expanded Bureau  
of the ninth meeting of the Conference  
of the Parties to the Basel Convention**

Geneva, 24-25 March 2011

Item 5 (c) (v) of the provisional agenda\*

**Status of preparations for the tenth meeting of the Conference  
of the Parties: update from, and guidance to the Secretariat on:  
main issues for discussion by the Conference of the Parties:  
financial matters**

## **Information on financial matters**

### **Note by the Secretariat**

1. Pending the closure of the official UNEP accounts for 2010, the present note is being submitted to the second meeting of the Expanded Bureau in accordance with paragraph 13 of decision IX/31 adopted by the ninth meeting of the Conference of the Parties (COP9). It provides information on the income and expenditures for the year 2010 for both Basel Convention Trust Funds. It further contains the certified accounts for the Basel Convention Trust Funds for the biennium 2008-2009.
2. The information is presented in the following annexes:
  - (a) Provisional expenditures for the Basel Convention Trust Fund for 2010 (annex I);
  - (b) Contributions received in 2010 to the Basel Convention Trust Fund (annex II);
  - (c) Contributions received in 2010 to the Technical Cooperation Trust Fund (annex III);
  - (d) Annual distribution of the unpaid contributions to the Basel Convention Trust Fund for 2009 and prior years (annex IV);
  - (e) Statement of income and expenditures and changes in reserve and cumulative fund balance for the years 2001-2010 for the Basel Convention Trust Fund (annex V);
  - (f) Statement of income and expenditures and changes in reserve and fund balance for the years 2001-2010 and cumulative fund balance for the Technical Cooperation Trust Fund (annex VI);
  - (g) The certified accounts of the Basel Convention Trust Fund for the biennium 2008-2009 (annex VII);
  - (h) The certified accounts of the Technical Cooperation Trust Fund for the biennium 2008-2009 (annex VIII).

---

\* UNEP/SBC/BUREAU/9/2/1.

## **I. Basel Convention Trust Fund**

3. Annex I shows the provisional expenditures for the year 2010 from the Basel Convention Trust Fund. These amounted to USD 4,162,068 which is 86 per cent of the modified budget of USD 4,839,181 approved by the Open-ended Working Group at its seventh session (OEWG7). An amount of USD 175,000 budgeted for logistical arrangements for the tenth meeting of the Conference of the Parties will be carried over to 2011 to cover conference servicing and other logistics related to the meeting. The higher-than-projected expenditures on the staff cost was attributable to the depreciation of the US dollar, but was offset by savings under the temporarily vacant post of National Reporting Officer and under some operational budget lines such as travel, communications, office supplies and maintenance of office equipment. Savings were also made under budget lines for logistics and the translation of documents for OEWG7.

4. The status of contributions to the Basel Convention Trust Fund as of 31 December 2010 is reported in annex II. The paid contributions for 2010 amounted to USD 3,831,219 representing 87.1 per cent of the total contributions agreed by Parties for that year. Unpaid contributions for 2010 and prior years amounted to USD 853,923 of which USD 567,980 was due for 2010. On 31 December 2010, 48 Parties were in arrears with their contributions for 2009 and prior years totalling USD 285,943. The information on the outstanding contributions to the Basel Convention Trust Fund for the years 2004-2009 is provided in annex IV. Efforts are being made by the Secretariat to encourage Parties to pay their contributions in accordance with decision IX/31 paragraph 11.

5. Annex V presents the statement of income and expenditures and changes in reserve and fund balance of the Basel Convention Trust Fund for the years 2001-2010. At the end of 2010, the reserve and fund balance of the Basel Convention Trust Fund amounted to USD 2,122,501. This balance excludes the unpaid contributions of USD 853,923 as referred to in paragraph 4. The balance may be drawn down by USD 505,675 following the decision of OEWG7 to cover the modified programme budget for 2011 from the reserve.

## **II. Basel Convention Technical Cooperation Trust Fund**

6. The Conference of the Parties, at its ninth meeting, welcomed the 2010 programme budget of USD 4,525,000 for the Trust Fund to Assist Developing Countries and Other Countries in Need of Technical Assistance in the Implementation of the Basel Convention (Technical Cooperation Trust Fund). By 31 December 2010, pledges totalling USD 2,156,204 were received, of which USD 2,026,118 was paid into the Trust Fund in that year. Prior years' unpaid pledges of USD 127,636 were also received in 2010. The provisional expenditures for 2010 from the Technical Cooperation Trust Fund totalled USD 2,700,212. These expenditures are reported in document UNEP/SBC/BUREAU/9/2/2 which provides the information on the progress of the implementation of the programme of work for 2010. Any unspent balance for each activity will be carried over to the same activity of the programme budget for 2011. On 31 December 2010, the Fund balance amounted to USD 4,131,344 including the unspent balances from the previous years. The information on the contributions received in 2010 to the Technical Cooperation Trust Fund and the Trust Fund balance is contained in annexes III and VI respectively.

## **III. Certified accounts of the Basel Convention Trust Funds**

7. The certified accounts of the Basel Convention Trust Fund and the Basel Convention Technical Cooperation Trust Fund for 2008-2009 are attached as annexes VII and VIII respectively. The 2008-2009 accounts have been certified as correct and in accordance with the accounting policies and financial regulations and rules of the United Nations. The certified accounts for both Basel Convention Trust Funds are included as an integral part of the certified accounts of UNEP for the biennium 2008-2009. The 2010 certified account will be part of the certified accounts of UNEP for 2010-2011.

8. The Expanded Bureau is invited to note this report.



## Basel Convention Trust Fund

### Expenditures for 2010 ( as of 31 December 2010)

	Modified budget approved by OEWG7	Provisional expenditures	Unspent	Variance %
	2010	2010	2010	2009
<b>20 SUB-CONTRACT COMPONENT</b>				
2100 <i>Sub-contracts Component</i>				
2101 Information System	20'000	10'105	9'895	49%
2199 Sub-total sub-contracts - non-commercial	20'000	10'105	9'895	49%
2999 <b>TOTAL SUB-CONTRACT COMPONENT</b>	20'000	10'105	9'895	49%
<b>30 MEETINGS AND CONFERENCES</b>				
3300 <i>Travel and DSA Costs of Participants</i>				
3303 Expanded Bureau	0	0	0	0%
3304 Committee for administering the Mechanism for Implementation and Compliance	28'000	0	28'000	100%
3399 Sub-total Meetings and Conferences	28'000	0	28'000	100%
3999 <b>TOTAL MEETINGS AND CONFERENCES</b>	28'000	0	28'000	100%
<b>40 EQUIPMENT AND PREMISES COMPONENT</b>				
4100 <i>Expendable Equipment</i>				
4101 Office Supplies, library acquisitions and computer software	24'500	10'234	14'266	58%
4199 Sub-total, Expendable Equipment	24'500	10'234	14'266	58%
4200 <i>Non Expendable Equipment</i>				
4201 Computer Equipment, printers, furniture, multimedia and others	20'000	21'032	-1'032	-5%
4299 Sub-total, Non Expendable Equipment	20'000	21'032	-1'032	-5%
4300 <i>Premises</i>				
4301 Office space fees, building maintenance, security, utilities and insurance	110'000	100'715	9'285	8%
4399 Total, Premises	110'000	100'715	9'285	8%
4999 <b>TOTAL, EQUIPMENT AND PREMISES COMPONENT</b>	154'500	131'981	22'519	15%
<b>50 MISCELLANEOUS COMPONENT</b>				
5100 <i>Operation and Maintenance of Equipment</i>				
5101 Computers, Printers, photocopiers and other	71'300	25'288	46'012	65%
5199 Sub-total, Maintenance of Equipment	71'300	25'288	46'012	65%
5200 <i>Reporting costs</i>				
5201 Newsletters, publications and other media	59'864	52'198	7'666	13%
5299 Sub-total, Reporting costs	59'864	52'198	7'666	13%
5300 <i>Sundry</i>				
5301 Communications, freight and other other	70'000	32'892	37'108	53%
5399 Sub-total Sundry	70'000	32'892	37'108	53%
5400 <i>Hospitality</i>				
5401 Hospitality	9'500	1'038	8'462	89%
5499 Sub-total Hospitality	9'500	1'038	8'462	89%
5999 <b>TOTAL, MISCELLANEOUS COMPONENT</b>	210'664	111'416	99'248	47%
<b>99 TOTAL OPERATIONAL COSTS</b>	4'282'461	3'683'246	599'215	14%
13% Programme Support Costs	556'720	478'822	77'898	14%
<b>TOTAL BUDGET AND EXPENDITURE OF THE TRUST FUND</b>	4'839'181	4'162'068	677'113	14%

\* Funded by UNEP from 13% Programme Support Cost (PSC).

## Annex II

**TRUST FUND FOR THE BASEL CONVENTION ON THE CONTROL OF TRANSBOUNDARY  
MOVEMENTS OF HAZARDOUS WASTES AND THEIR DISPOSAL (BC)  
Status of contributions as at 31 December 2010  
(Expressed in US Dollars)**

Country	Unpaid pledges for 2009 & prior years as at 31.12.2009	Pledges for 2010	Collections during 2009 for 2010 and future years	Collections during 2010 for 2009 and prior years	Collections during 2010 for 2010 and future years	Unpaid pledges for 2009 & prior years as at 31.12.2010	Unpaid pledges for 2010	Unpaid pledges for prior years, 2009 & 2010	Deffered Income
AGREED									
1 Albania		330	0			0	330	330	0
2 Algeria		4678	0			0	4678	4678	0
3 Andorra		440	440			0	0	0	0
4 Antigua and Barbuda		110	110		117	0	-117	-117	-117
5 Argentina	17032	17887	0			17032	17887	34919	0
6 Armenia		110	0		110	0	0	0	0
7 Australia		98352	98352		104632	0	-104632	-104632	-104632
8 Austria		48818	0		48818	0	0	0	0
9 Azerbaijan		275	0		275	0	0	0	0
10 Bahamas		881	12856			0	-11975	-11975	-11975
11 Bahrain		1816	1816			0	0	0	0
12 Bangladesh	2011	550	0			2011	550	2561	0
13 Barbados		495	495			0	0	0	0
14 Belarus		1101	0		1101	0	0	0	0
15 Belgium		60651	0		60651	0	0	0	0
16 Belize		55	0		114	0	-59	-59	-59
17 Benin		55	23		32	0	0	0	0
18 Bhutan		55	105			0	-50	-50	-50
19 Bolivia	1659	330	0	1659	330	0	0	0	0
20 Bosnia & Herzegovina		330	330			0	0	0	0
21 Botswana		771	771		820	0	-820	-820	-820
22 Brazil	74211	48213	0	74211	48795	-0	1418	1418	0
23 Brunei Darussalam		1431	1431		1497	0	-1497	-1497	-1497
24 Bulgaria	1048	1101	0	1048	2272	0	-1171	-1171	-1171
25 Burkina Faso	131	110	0			131	110	241	0
26 Burundi	52	55	0			52	55	107	0
27 Cambodia		55	55			0	0	0	0
28 Cameroon	2008	495	0			2008	495	2503	0
29 Canada		163846	163846		174308	0	-174308	-174308	-174308
30 Cape Verde	243	55	0			243	55	298	0
31 Chad	243	55	0			243	55	298	0
32 Central African Republic	152	55	0			152	55	207	0
33 Chile		8861	0		27149	0	-18288	-18288	-18288
34 China		146785	36177		110608	0	0	0	0
35 Colombia	4518	5779	0	4518	5779	0	0	0	0
36 Comoros	126	55	0			126	55	181	0
37 Congo	140	55				140	55	195	0
38 Cook Islands	243	55				243	55	298	0
39 Costa Rica	7215	1761	0	760		6455	1761	8216	0
40 Cote d'Ivoire	1474	495				1474	495	1969	0
41 Croatia		2752	0		2752	0	0	0	0
42 Cuba	11088	2972				11088	2972	14060	0
43 Cyprus		2422	0		2422	0	0	0	0
44 Czech Republic		15465	15465		16453	0	-16453	-16453	-16453
45 Dem. Rep. Of Congo	732	165				732	165	897	0
46 Denmark		40673	40673			0	0	0	0
47 Djibouti	243	55				243	55	298	0
48 Dominica	243	55				243	55	298	0
49 Dominican Rep.	1258	1321	0	1258	50	0	1271	1271	0
50 Ecuador	71	1156	0	71	1156	0	0	0	0
51 Egypt		4843	0			0	4843	4843	0
52 El Salvador		1101	4506		2175	0	-5580	-5580	-5580
53 Equatorial Guinea	488	110				488	110	598	0
54 Eritrea		55	55		59	0	-59	-59	-59
55 Estonia		881	881		916	0	-916	-916	-916

Country	Unpaid pledges for 2009 & prior years as at 31.12.2009	Pledges for 2010	Collections during 2009 for 2010 and future years	Collections during 2010 for 2009 and prior years	Collections during 2010 for 2010 and future years	Unpaid pledges for 2009 & prior years as at 31.12.2010	Unpaid pledges for 2010	Unpaid pledges for prior years, 2009 & 2010	Deferred Income
56 Ethiopia		165	165		176	0	-176	-176	-176
57 European Union		109960	0		109960	0	0	0	0
58 Finland		31041	31041		33023	0	-33023	-33023	-33023
59 France		346790	0		346790	0	0	0	0
60 Gambia		55	55			0	0	0	0
61 Georgia		165	165			0	0	0	0
62 Germany		472055	0		472055	0	0	0	0
63 Ghana		220	220			0	0	0	0
64 Greece		32802	0		32802	0	0	0	0
65 Guatemala	1677	1761	0			1677	1761	3438	0
66 Guinea	627	55				627	55	682	0
67 Guinea-Bissau	152	55				152	55	207	0
68 Guyana		55	97			0	-42	-42	-42
69 Honduras	24	275		24	275	0	0	0	0
70 Hungary		13429	0		13429	0	0	0	0
71 Iceland	1939	2036	0	1939	4202	0	-2166	-2166	-2166
72 India	65852	24767		23548		42304	24767	67071	0
73 Indonesia		8861	8861		9427	0	-9427	-9427	-9427
74 Iran	26374	9907		8458		17916	9907	27823	0
75 Ireland		24492	24492		26056	0	-26056	-26056	-26056
76 Israel		23061	0		47594	0	-24533	-24533	-24533
77 Italy	189784	279535		189784	8098	0	271437	271437	0
78 Jamaica	998	550				998	550	1548	0
79 Japan		914940	0		914940	0	0	0	0
80 Jordan		660	0		660	0	0	0	0
81 Kazakhstan		1596	0		1578	0	19	19	0
82 Kenya		550	550		1631	0	-1631	-1631	-1631
83 Kiribati		55	0			0	55	55	0
84 Korea, Rep. of	28729	119596		28729	108027	0	11569	11569	0
85 Kuwait		10017	0		10017	0	0	0	0
86 Kyrgyzstan		55	153			0	-98	-98	-98
87 Latvia		991	991		1054	0	-1054	-1054	-1054
88 Lebanon	1781	1871	0			1781	1871	3652	0
89 Lesotho		55	55			0	0	0	0
90 Liberia	152	55				152	55	207	0
91 Libyan Arab Jamahiriya	20715	3412		13633		7082	3412	10494	0
92 Liechtenstein		550	0		550	0	0	0	0
93 Lithuania		1706	0		1706	0	0	0	0
94 Luxembourg		4678	0		4678	0	0	0	0
95 Macedonia		275	275			0	0	0	0
96 Madagascar		110	183		1000	0	-1073	-1073	-1073
97 Malawi		55	72			0	-17	-17	-17
98 Malaysia		10457	10457		11110	0	-11110	-11110	-11110
99 Maldives		55	55		59	0	-59	-59	-59
100 Mali	52	55	0			52	55	107	0
101 Malta		936	0		936	0	0	0	0
102 Marshall Islands	152	55				152	55	207	0
103 Mauritania	243	55				243	55	298	0
104 Mauritius		605	605		644	0	-644	-644	-644
105 Mexico	128083	124219				128083	124219	252302	0
106 Micronesia	152	55				152	55	207	0
107 Moldova		55	55		59	0	-59	-59	-59
108 Monaco		165	165		176	0	-176	-176	-176
109 Mongolia		55	55		59	0	-59	-59	-59
110 Montenegro		55	55		59	0	-59	-59	-59
111 Morocco		2312	31460			0	-29168	-29168	-29168

Country	Unpaid pledges for 2009 & prior years as at 31.12.2009	Pledges for 2010	Collections during 2009 for 2010 and future years	Collections during 2010 for 2009 and prior years	Collections during 2010 for 2010 and future years	Unpaid pledges for 2009 & prior years as at 31.12.2010	Unpaid pledges for 2010	Unpaid pledges for prior years, 2009 & 2010	Deferred Income
112 Mozambique		55	55			0	0	0	0
113 Namibia		330	330		351	0	-351	-351	-351
114 Nauru	243	55				243	55	298	0
115 Nepal	926	165				926	165	1091	0
116 Netherlands	98'159	103'085	0	98'159	103'085	0	0	0	0
117 New Zealand		14'090	0		29'129	0	-15'039	-15'039	-15'039
118 Nicaragua	205	110				205	110	315	0
119 Niger	243	55				243	55	298	0
120 Nigeria		2'642	1'332			0	1'310	1'310	0
121 Norway		43'039	0		43'039	0	0	0	0
122 Oman		4'018	4'018		4'274	0	-4'274	-4'274	-4'274
123 Pakistan	2'963	3'247		2'963	2'424	-0	823	823	0
124 Panama	4854	1'266				4854	1'266	6'120	0
125 Papua New Guinea		110	110		575	0	-575	-575	-575
126 Paraguay	2'566	275		2'000		566	275	841	0
127 Peru	13'325	4'293				13'325	4'293	17'618	0
128 Philippines		4'293	4'805			0	-512	-512	-512
129 Poland		27'574	0		27'574	0	0	0	0
130 Portugal		29'005	29'005		30'857	0	-30'857	-30'857	-30'857
131 Qatar		4'678	4'678			0	0	0	0
132 Romania		3'853	0		7'952	0	-4'099	-4'099	-4'099
133 Russian Fed.	80	66'045		80	66'015	0	30	30	0
134 Rwanda		55	55			0	0	0	0
135 Saint Kitts and Nevis		55	0			0	55	55	0
136 Saint Lucia		55	9'942			0	-9'887	-9'887	-9'887
137 St. Vincent & the Grenadines	243	55				243	55	298	0
138 Saudi Arabia	2'758	41'168				2'758	41'168	43'926	0
139 Senegal	1'170	220				1'170	220	1'390	0
140 Serbia		1'156	0		2'386	0	-1'230	-1'230	-1'230
141 Seychelles	105	110	0	105	227	0	-117	-117	-117
142 Singapore		19'098	19'098		20'317	0	-20'317	-20'317	-20'317
143 Slovakia		3'467	3'467		3'689	0	-3'689	-3'689	-3'689
144 Slovenia		5'284	5'284		5'594	0	-5'594	-5'594	-5'594
145 South Africa		15'961	0		32'941	0	-16'980	-16'980	-16'980
146 Spain		163'351	0		327'674	0	-164'323	-164'323	-164'323
147 Sri Lanka		881	32		849	0	0	0	0
148 Sudan	1'327	550				1'327	550	1'877	0
149 Swaziland		110	381			0	-271	-271	-271
150 Sweden	30	58'945	0	30	58'955	0	-10	-10	-10
151 Switzerland	25	66'925	0	25	66'925	0	0	0	0
152 Syrian Arab Republic		881			968	0	-87	-87	-87
153 Tanzania	314	330	0	314	605	0	-275	-275	-275
154 Thailand		10'237	21'129		10'891	0	-21'783	-21'783	-21'783
155 Togo	152	55				152	55	207	0
156 Trinidad and Tobago		1'486	1'486		1'581	0	-1'581	-1'581	-1'581
157 Tunisia	7'770	1'706				7'770	1'706	9'476	0
158 Turkey		20'969	0		20'969	0	0	0	0
159 Turkmenistan	570	330		570		0	330	330	0
160 Uganda		165	7'541		2'000	0	-9'376	-9'376	-9'376
161 Ukraine		2'477	0		2'477	0	0	0	0
162 U.A.E.	6'011	16'621				6'011	16'621	22'632	0
163 United Kingdom		365'558	365'558		388'900	0	-388'900	-388'900	-388'900
164 Uruguay	1'415	1'486	0	1'415	1'486	0	0	0	0
165 Uzbekistan	594	440		440		154	440	594	0
166 Venezuela	10'482	11'007		10'482	525	0	10'482	10'482	0

	Country	Unpaid pledges for 2009 & prior years as at 31.12.2009	Pledges for 2010	Collections during 2009 for 2010 and future years	Collections during 2010 for 2009 and prior years	Collections during 2010 for 2010 and future years	Unpaid pledges for 2009 & prior years as at 31.12.2010	Unpaid pledges for 2010	Unpaid pledges for prior years, 2009 & 2010	Deferred Income
167	Viet Nam		1'321			1'371	0	-50	-50	-50
168	Western Samoa		55	55		59	0	-59	-59	-59
169	Yemen	1'519	385				1'519	385	1'904	0
170	Zambia		55	2'199			0	-2'144	-2'144	-2'144
	<b>TOTAL</b>	<b>752'166</b>	<b>4'399'199</b>	<b>969'249</b>	<b>466'223</b>	<b>4'040'904</b>	<b>285'943</b>	<b>567'980</b>	<b>853'923</b>	<b>-1'178'935</b>

**NB: negative amounts mean contributions received in advance for future years**



## Annex III

**Basel Convention Trust Fund to Assist Developing Countries and other  
Countries in Need of Technical Assistance (BD)  
Status of contributions as at 31 December 2010  
(Expressed in US Dollars)**

COUNTRY	Unpaid pledges for 2009 & prior years	Adjustments	Pledges for 2010	Collections in 2010 for 2009 & prior years	Collections in 2010 for 2010	Unpaid pledges for 2010 & prior years
Basel Action Network			1500	1/	1500	0
BIR			10'000	12/	10'000	0
Boliden Minerals			975	2/	975	0
Canada			4052	3/	4052	0
China			10'000	23/	10'000	0
CR&R			1'000	6/	1'000	0
Close the Gap			200	7/	200	0
Denmark	38'462				38'462	0
Denmark			36'707	28/	36'707	0
EC			324'770	36/	324'770	0
EC			343'075	26/	343'075	0
Germany			53'050	19/	53'050	0
GeSI	9'972	4/			9'972	0
GeSI			10'000	13/	0	10'000
GTZ			52'579	30/	52'579	0
IER			3'000	14/	3'000	0
IFIM			10'000	15/	0	10'000
ISRI			20'000	16/	20'000	0
ITIC			10'000	17/	10'000	0
Japan			401'672	29/	401'672	0
John Bullock			1'000	22/	1'000	0
Lichtenstein			5'000	37/	0	5'000
Madagascar			1'000	10/	1'000	0
Norway			200'378	20/	200'378	0
Norway			20'946	21/	20'946	0
Norway			109'134	31/	0	109'134
SIMS			6'800	18/	6'800	0
Slovenia	4'048	5/			4'048	0
Sweden			29'118	24/	29'118	0
Sweden			14'559	32/	14'559	0
Sweden			33'340	33/	33'340	0
Switzerland	38'818	8/			38'818	0
Switzerland	40'385				40'385	0
Switzerland			54'250	34/	54'250	0
TES-AMM			3'300	11/	3'300	0
UK			60'000	9/	60'000	0
USA/EPA			175'000	25/	175'000	0
USA			150'000	35/	150'000	0
<b>Total</b>	<b>131'684</b>	<b>0</b>	<b>2'156'204</b>		<b>127'636</b>	<b>2'026'118</b>

1/ USD 1,500 as support for the Partnership for Action on Computing Equipment (PACE) for 2010 by the **Basel Action Network**

2/ USD 975 as support for the Partnership for Action on Computing Equipment (PACE) for 2010 by the **Boliden Minerals**

3/ CAD 19,000 Second Advance to support the continuation of activities as prescribed in decision IX/3 of the ninth meeting of the Conference of the Parties to the Basel Convention on the Strategic Plan and Strategic Framework

4/ USD 10,000 as support for the Partnership for Action on Computing Equipment (PACE) for 2009 by the **Global e-Sustainability Initiative**

5/ EUR 3,000 to support delegates from developing countries and countries in transition to attend OEIWG7

6/ USD 1,000 as support for the Partnership for Action on Computing Equipment (PACE) for 2010 by the Centre for **Remanufacturing and Re-use**

7/ USD 200 as support for the Partnership for Action on Computing Equipment (PACE) for 2010 by the **Close the Gap**

8/ CHF 40,000 to support the Swiss-Indonesia Country-led initiative on the BAN amendment

9/ USD 30,000 as support for delegates from developing countries and countries in transition to attend OEIWG7

USD 30,000 as support for the Partnership for Action on Computing Equipment (PACE) for 2010 by the **UK**

10/ USD 1000 voluntary contributions

11/ USD 3,300 as support for the Partnership for Action on Computing Equipment (PACE) for 2010 by **TES-AMM**

12/ USD 10,000 as support for the Partnership for Action on Computing Equipment (PACE) for 2010 by the **Bureau for International Recycling**

13/ USD 10,000 as support for the Partnership for Action on Computing Equipment (PACE) for 2010 by the **Global e-Sustainability Initiative**

14/ USD 3,000 as support for the Partnership for Action on Computing Equipment (PACE) for 2010 by the **Institute of Environment and Resources**

15/ USD 10,000 as support for the Partnership for Action on Computing Equipment (PACE) for 2010 by the **International Precious Metals Institute**

16/ USD 20,000 as support for the Partnership for Action on Computing Equipment (PACE) for 2010 by the **Institute of Scrap Recycling Industries**

17/ USD 10,000 as support for the Partnership for Action on Computing Equipment (PACE) for 2010 by the **Information Technology Industry Council**

18/ USD 6,800 as support for the Partnership for Action on Computing Equipment (PACE) for 2010 by the **SIMS Recycling Solutions**

19/ EUR 15,000 as support for the Partnership for Action on Computing Equipment (PACE) for 2010

EUR 25,000 to support delegates from developing countries and countries in transition to attend OEIWG7

20/ NOK 265,000 Project aimed at strengthening the capacity of United Republic of Tanzania to control transboundary movements of hazardous waste and chemicals

NOK 625,000 Project aimed at ensuring the destruction of a pilot quantity of ODS and POPs banks in Central American countries

NOK 300,000 Project to support the ESM of hazardous waste streams at Ship Recycling facilities and beyond

21/ NOK 135,000 to support delegates from developing countries and countries in transition to attend OEIWG7

22/ USD 1,000 as support for the Partnership for Action on Computing Equipment (PACE) for 2010 by **John Bullock**

23/ USD 10,000 Voluntary contribution for 2010

24/ SEK 200,000 to support delegates from developing countries and countries in transition to attend OEIWG7

25/ USD 175,000 USA/EPA cooperative agreement second installment ( ESM of mercury wastes in the health sector in Latin America and the Caribbean)

- 26/ EUR 270,000 to support the project "Building local capacity to address the flow of e-wastes and electrical and electronic products destined for reuse in selected African countries"
- 28/ DKK 200,000 to support delegates from developing countries and countries in transition to attend OEWG7
- 29/ JPY 34,122,000 to support e-waste project in Asia Pacific Countries
- 30/ EUR 40,170 for project to develop and test training materials and organize three training courses to strengthen capacity to control transboundary movement of toxic waste in Tanzania
- 31/ NOK 150,000 Development of legal analysis of the application of Basel Convention to hazardous wastes and other wastes generated on board Ships as set out in decision OEWG-VII/13 on the cooperation between the Basel Convention and the International Maritime Organization.
- NOK 500,000 to Support the development of a draft instruction manual for the legal profession on the prosecution of illegal traffic as set out in the decision OEWG-VII/14 on the enforcement of the Basel Convention and efforts to combat illegal traffic
- 32/ SEK 100,000 Contribution towards the International Workshop on Hazardous Substances within the lifecycle of electrical and electronic products
- 33/ USD 33,340 to support synergies for the three conventions, Basel, Rotterdam and Stockholm
- 34/ CHF 55,000 as support for the Partnership for Action on Computing Equipment (PACE) for 2010 by Switzerland
- 35/ USD 150,000 voluntary contributions
- 36/ EUR 247,150 First pre-financing of agreement entitled "Strengthening Implementation, Compliance and Enforcement of the Basel Convention in Synergy with related Multilateral Environmental agreements"

## Annex IV

TRUST FUND FOR THE BASEL CONVENTION ON THE CONTROL OF TRANSBOUNDARY MOVEMENTS OF  
HAZARDOUS WASTES AND THEIR DISPOSAL  
ANNUAL DISTRIBUTION OF THE UNPAID CONTRIBUTIONS FOR 2009 AND PRIOR YEARS  
AS AT 31 DECEMBER 2010  
(Expressed in US dollars)

	Country	2009	2008	2007	2006	2005	2004	TOTAL
1	Argentina	1'032						1'032
2	Bangladesh	524	397	381	380	329		2'011
3	Burkina Faso	105	26					131
4	Burundi	52						52
5	Cameroon	472	410	393	393	340		2'008
6	Cape Verde	52	51	49	49	42		243
7	Central African Republic	52	51	49				152
8	Chad	52	51	49	49	42		243
9	Comoros	52	51	23				126
10	Congo	52	51	37				140
11	Cook Islands	52	51	49	49	42		243
12	Costa Rica	1'677	1'537	1'475	1'475	291		6'455
13	Cote d'Ivoire	472	512	490				1'474
14	Cuba	2'830	2'204	2'114	2'114	1'819	7	11'088
15	Dem. Rep. Of Congo	157	154	147	147	127		732
16	Djibouti	52	51	49	49	42		243
17	Dominica	52	51	49	49	42		243
18	Equatorial Guinea	105	102	98	98	85		488
19	Guatemala	1'677						1'677
20	Guinea	52	154	147	147	127		627
21	Guinea-Bissau	52	51	49				152
22	India	23'583	18'721					42'304
23	Iran	9'433	8'046	437				17'916
24	Jamaica	524	410	64				998
25	Lebanon	1'781						1'781
26	Liberia	52	51	49				152
27	Libyan Arab Jamahiriya	3'249	2'932	901				7'082
28	Mali	52						52
29	Marshall Islands	52	51	49				152
30	Mauritania	52	51	49	49	42		243
31	Mexico	118'284	9'799					128'083
32	Micronesia	52	51	49				152
33	Nauru	52	51	49	49	42		243
34	Nepal	157	205	197	197	170		926
35	Nicaragua	110	51	44				205
36	Niger	52	51	49	49	42		243
37	Panama	3'092	974	788				4'854
38	Paraguay	262	304					566
39	Peru	4'088	4'715	4'522				13'325
40	Saudi Arabia	2'758						2'758
41	Senegal	210	256	246	246	212		1'170
42	St Vincent & the Grenadines	52	51	49	49	42		243
43	Sudan	524	410	393				1'327
44	Togo	52	51	49				152
45	Tunisia	1'625	1'640	1'543	1'573	1'359	30	7'770
46	U.A.E.	6'011						6'011
47	Uzbekistan	154						154
48	Yemen	367	307	295	295	255		1'519
	<b>TOTAL</b>	<b>202'303</b>	<b>55'133</b>	<b>15'470</b>	<b>7'506</b>	<b>5'492</b>	<b>37</b>	<b>285'941</b>
	Percentage	70.75%	19.28%	5.41%	2.63%	1.92%	0.01%	100.00%

## Annex V

Trust Fund for the Basel Convention on the Control of Transboundary Movements of Hazardous Wastes and their Disposal										
STATEMENT OF INCOME AND EXPENDITURE AND CHANGES IN RESERVE AND FUND BALANCE FOR THE YEARS 2001 - 2010 AND CUMMULATIVE (in USD)										
INCOME	2001	2002	2003	2004	2005	2006	2007	2008	2009	2010*
Voluntary contributions	3'157'795	3'126'979	3'119'791	3'119'791	3'361'077	3'054'735	3'055'440	3'969'755	4'188'933	4'399'199
Interest income	553'060	412'684	231'754	93'228	111'155	162'351	126'865	95'515	55'561	40'690
Deferred income	7'955	-	-	-	-	-	-	-	-	-
Miscellaneous income	(9'074)	-	-	390	53	-	-	1'276	40'982	-
<b>TOTAL INCOME</b>	<b>3'719'756</b>	<b>3'539'563</b>	<b>3'351'545</b>	<b>3'213'409</b>	<b>3'472'285</b>	<b>4'017'086</b>	<b>3'982'325</b>	<b>4'066'546</b>	<b>4'285'476</b>	<b>4'439'889</b>
<b>EXPENDITURE</b>										
Staff and other personnel costs	1'475'656	2'301'622	2'771'755	3'291'631	2'527'876	3'251'328	2'726'125	2'981'587	2'580'703	3'175'324
Travel	201'832	176'446	92'207	195'548	188'744	126'106	150'375	154'293	125'951	163'785
Contractual services	577'973	534'623	402'570	528'199	283'288	346'768	270'305	202'369	56'998	100'740
Operating expenses	595'329	1'065'424	257'274	475'537	290'276	331'443	217'018	180'294	100'740	111'416
Acquisitions	102'008	89'091	826'47	87'575	69'095	105'292	97'799	117'894	102'370	131'981
Programme support costs	383'864	541'836	468'839	595'204	436'810	540'834	448'400	470'460	387'956	478'822
<b>TOTAL EXPENDITURE</b>	<b>3'336'662</b>	<b>4'709'842</b>	<b>4'075'292</b>	<b>5'173'694</b>	<b>3'796'889</b>	<b>4'701'771</b>	<b>3'910'022</b>	<b>4'106'897</b>	<b>3'354'718</b>	<b>4'162'068</b>
<b>EXCESS OF INCOME OVER EXPENDITURE</b>	<b>383'094</b>	<b>(1'170'279)</b>	<b>(723'747)</b>	<b>(1'960'285)</b>	<b>(324'604)</b>	<b>(684'685)</b>	<b>72'303</b>	<b>(40'351)</b>	<b>930'758</b>	<b>277'821</b>
Prior period adjustments	(6'635)	(1'320)	(9'110)	(82)	-	-	-	-	-	-
Transfer to reserves	-	-	-	-	(642'914)	-	-	-	-	(19'525)
<b>FUND BALANCE AT THE BEGINNING OF THE PERIOD</b>	<b>6'896'412</b>	<b>7'272'871</b>	<b>6'101'272</b>	<b>5'368'415</b>	<b>3'408'048</b>	<b>2'440'530</b>	<b>1'755'845</b>	<b>1'827'721</b>	<b>1'787'370</b>	<b>2'718'128</b>
<b>FUND BALANCE AT THE END OF THE PERIOD</b>	<b>7'272'871</b>	<b>6'101'272</b>	<b>5'368'415</b>	<b>3'408'048</b>	<b>2'440'530</b>	<b>1'755'845</b>	<b>1'827'721</b>	<b>1'787'370</b>	<b>2'718'128</b>	<b>2'976'424</b>
<b>UNPAID PLEDGES</b>	<b>405'520</b>	<b>649'055</b>	<b>124'547</b>	<b>658'075</b>	<b>196'928</b>	<b>909'251</b>	<b>1'106'083</b>	<b>508'396</b>	<b>752'166</b>	<b>853'923</b>
<b>DEFERRED PLEDGES</b>	<b>413'803</b>	<b>50'394</b>	<b>353'426</b>	<b>-</b>	<b>-</b>	<b>106'345</b>	<b>792'895</b>	<b>871'787</b>	<b>969'249</b>	<b>1'178'935</b>
<b>FUND BALANCE CARRIED FORWARD</b>	<b>7'281'154</b>	<b>5'502'611</b>	<b>5'597'294</b>	<b>2'749'973</b>	<b>2'243'602</b>	<b>952'939</b>	<b>1'514'533</b>	<b>2'150'761</b>	<b>2'935'211</b>	<b>3'301'436</b>
<b>FUND BALANCE EXCLUDING UNPAID CONTRIBUTIONS</b>	<b>6'867'351</b>	<b>5'452'217</b>	<b>5'243'868</b>	<b>2'749'973</b>	<b>2'243'602</b>	<b>846'594</b>	<b>721'638</b>	<b>1'278'974</b>	<b>1'965'962</b>	<b>2'122'501</b>

\*Provisional pending the closure of the official UNEP accounts for 2010

## Annex VI

**Trust Fund to Assist Developing Countries and Other Countries in Need of Technical Assistance in the Implementation of the Basel Convention on the Control of Transboundary Movements of Hazardous Wastes and their Disposal**



**STATEMENT OF INCOME AND EXPENDITURE AND CHANGES IN  
RESERVE AND FUND BALANCE FOR THE YEARS 2001 - 2010 AND CUMMULATIVE (in USD)**

INCOME	2001	2002	2003	2004	2005	2006	2007	2008	2009	2010*
Voluntary contributions	378'875	488'839	680'466	651'875	1'486'522	1'194'273	1'965'573	2'601'141	1'565'578	2'153'754
Interest income	159'405	147'012	100'105	61'499	94'486	185'423	206'728	138'389	60'874	31'211
Miscellaneous income	262	6'038	(2'640)	-	-	-	124'916	43'488	60'113	-
<b>TOTAL INCOME</b>	<b>538'542</b>	<b>641'889</b>	<b>777'931</b>	<b>713'374</b>	<b>1'581'008</b>	<b>1'379'696</b>	<b>2'297'217</b>	<b>2'783'018</b>	<b>1'686'565</b>	<b>2'184'965</b>
EXPENDITURE										
Staff and other personnel costs	20'030	26'683	1'659	220'379	133'653	459'380	251'350	308'753	279'549	387'747
Travel	4'660	2'090	3'189	10'492	17'825	30'718	7'521	8'260	41'502	162'678
Contractual services	159'634	221'248	75'484	666'300	368'346	816'473	653'287	513'909	617'949	1'422'210
Meetings and conferences	31'863	-	-	-	-	-	-	-	-	-
Operating expenses**	-	539'527	141'813	187'079	225'295	475'771	489'296	331'120	300'471	923'423
Acquisitions	990	6'537	5'020	273	(127)	-	-	-	1'390	(1'390)
Programme support costs	28'233	103'491	29'341	140'988	96'849	231'660	182'233	151'065	153'258	278'876
<b>TOTAL EXPENDITURE</b>	<b>245'410</b>	<b>899'576</b>	<b>256'506</b>	<b>1'225'511</b>	<b>841'841</b>	<b>2'014'002</b>	<b>1'583'687</b>	<b>1'313'107</b>	<b>1'394'119</b>	<b>3'173'544</b>
<b>EXCESS OF INCOME OVER EXPENDITURE</b>	<b>293'132</b>	<b>(257'687)</b>	<b>521'425</b>	<b>(512'137)</b>	<b>739'167</b>	<b>(634'306)</b>	<b>713'530</b>	<b>1'469'911</b>	<b>292'446</b>	<b>(988'579)</b>
Refund to donors	-	-	(53'841)	-	-	-	-	-	(47'335)	(130'995)
Prior period adjustments	-	124'279	(15'173)	(103'707)	13'170	(14'011)	-	-	-	-
Provisional savings on or cancellation of prior periods' obligations	-	(70'922)	70'922	-	-	-	-	-	-	-
<b>FUND BALANCE AT THE BEGINNING OF THE PERIOD</b>	<b>2'722'055</b>	<b>3'015'187</b>	<b>2'810'857</b>	<b>3'334'190</b>	<b>2'718'346</b>	<b>3'470'681</b>	<b>2'822'364</b>	<b>3'535'896</b>	<b>5'005'807</b>	<b>5'250'918</b>
<b>FUND BALANCE AT THE END OF THE PERIOD</b>	<b>3'015'187</b>	<b>2'810'857</b>	<b>3'334'190</b>	<b>2'718'346</b>	<b>3'470'681</b>	<b>2'822'364</b>	<b>3'535'896</b>	<b>5'005'807</b>	<b>5'250'918</b>	<b>4'131'344</b>



\* Provisional pending the closure of the official UNEP accounts for 2010

\*\* The exchange loss of USD 464,306 due to the revaluation of the EUR cash pool is included under operating expenses in 2010

## Annex VII

<b>Trust Fund for the Basel Convention on the Control of Transboundary Movements of Hazardous Wastes and their Disposal.</b>	
<b>I. Statement of income and expenditure and changes in reserves and fund balances for the twenty four months period of the biennium 2008-2009 ended 31 December 2009</b>	
<b>Income</b>	<b>USD</b>
Voluntary contributions	8,158,688
Interest income	151,076
Miscellaneous income	42,258
<b>Total Income</b>	<b>8,352,022</b>
<b>Expenditure</b>	
Staff and other personnel costs	5,562,290
Contractual services	259,367
Travel	280,244
Operating expenses	281,034
Acquisitions	220,264
Programme support costs	858,416
<b>Total Expenditure</b>	<b>7,461,615</b>
<b>Excess/(shortfall) of income over expenditure</b>	<b>890,407</b>
<b>Net excess/(shortfall) of income over expenditure</b>	<b>890,407</b>
Reserves and fund balances, beginning of period	1,827,721
<b>Reserves and fund balances, end of period</b>	<b>2,718,128</b>
Operating reserves/Endowment Fund, beginning of period	642,914
Operating reserves/Endowment Fund, end of period	642,914
<b>II. Statement of assets, liabilities, reserves and fund balances as at 31 December 2009</b>	
<b>Assets</b>	
Cash pool - Euro	2,943,593
Cash pool - US dollar	1,353,057
Voluntary contributions receivable	752,126
Other	32,961
<b>Total assets</b>	<b>5,081,737</b>
<b>Liabilities</b>	
Payments or contributions received in advance	969,250
Unliquidated obligations	33,294
Interfund balances	393,367
Other accounts payable	324,784
<b>Total liabilities</b>	<b>1,720,695</b>
<b>Net assets/(liabilities)</b>	<b>3,361,042</b>
<b>Reserves and fund balances</b>	
Operating Reserve	642,914
Cumulative surplus	2,718,128
<b>Total reserves and fund balances</b>	<b>3,361,042</b>
<b>Total liabilities, reserve and fund balance</b>	<b>5,081,737</b>
 Jeremiah Atuke Chief ACCOUNTS SECTION BUDGET AND FINANCIAL MANAGEMENT SERVICE, UNON	
 United Nations Office at Nairobi ACCOUNTS SECTION Budget and Financial Management Service 22/06/2010	
BCL	

## Annex VIII

<b>Trust Fund to Assist Developing Countries and Other Countries in Need of Technical Assistance in the Implementation of the Basel Convention on the Control of Transboundary Movements of Hazardous Wastes and their Disposal.</b>	
<b>I. Statement of income and expenditure and changes in reserves and fund balances for the twenty four months period of the biennium 2008-2009 ended 31 December 2009</b>	
<b>Income</b>	<b>USD</b>
Voluntary contributions	4,166,719
Interest income	199,263
Miscellaneous income	103,601
<b>Total Income</b>	<b>4,469,583</b>
<b>Expenditure</b>	
Staff and other personnel costs	588,302
Contractual services	1,131,858
Travel	49,762
Operating expenses	631,591
Acquisitions	1,390
Programme support costs	304,323
<b>Total Expenditure</b>	<b>2,707,226</b>
<b>Excess/(shortfall) of income over expenditure</b>	<b>1,762,357</b>
<b>Net excess/(shortfall) of income over expenditure</b>	<b>1,762,357</b>
Refund to Donors	(47,335)
Reserves and fund balances, beginning of period	3,535,896
<b>Reserves and fund balances, end of period</b>	<b>5,250,918</b>
<b>II. Statement of assets, liabilities, reserves and fund balances as at 31 December 2009</b>	
<b>Assets</b>	
Cash pool - Euro	4,282,670
Cash pool - US dollar	1,833,158
Other	279,178
<b>Total assets</b>	<b>6,395,006</b>
<b>Liabilities</b>	
Unliquidated obligations	185,372
Interfund balances	323,383
Other accounts payable	635,333
<b>Total liabilities</b>	<b>1,144,088</b>
<b>Net assets/(liabilities)</b>	<b>5,250,918</b>
<b>Reserves and fund balances</b>	
Cumulative surplus	5,250,918
<b>Total reserves and fund balances</b>	<b>5,250,918</b>
<b>Total liabilities, reserve and fund balance</b>	<b>6,395,006</b>
 Jeremiah Atuke Chief ACCOUNTS SECTION BUDGET AND FINANCIAL MANAGEMENT SERVICE, UNON	
 United Nations Office at Nairobi ACCOUNTS SECTION Budget and Financial Management Service 22/06/2010	
BDL	